


## SmartScope® Flash 200

- **Designed-in accuracy –**  
Elevating bridge design eliminates errors common to other designs
- **Precision optics –**  
High quality AccuCentric® zoom lens automatically compensates magnification for each zoom position
- **Superb illumination for the best video measurements –**  
Standard profile light, coaxial surface light, and SmartRing™ light illuminate parts from all angles
- **Multisensor versatility –**  
Optional touch probe, scanning probe, laser, and micro-probe sensors

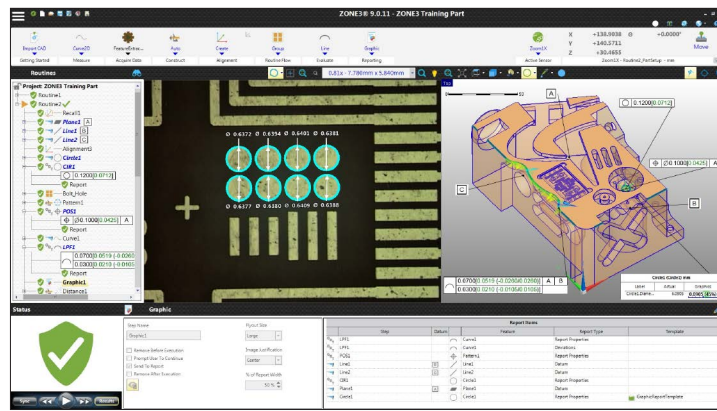
Axis	Travel (mm)
X axis	200
Y axis	200
Z axis	150

### Multisensor Dimensional Measuring System that Fits on a Benchtop

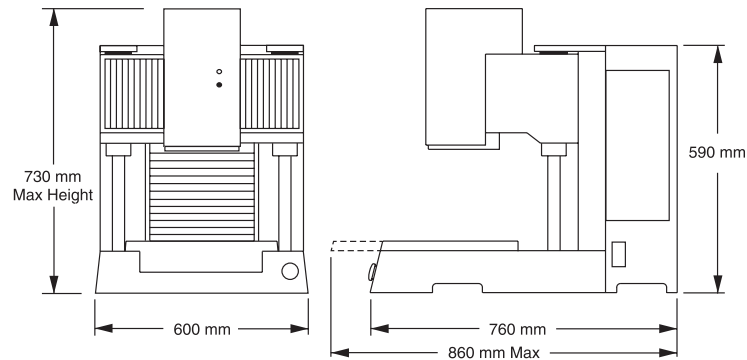


Shown with optional touch probe & QVI TTL laser

# SmartScope® Flash 200



ZONE3® Metrology Software represents a totally new way of working with multisensor measurement systems, providing faster, easier, and more productive measurements.



System Weight: 100 kg  
Shipping Weight: 150 kg

	Standard	Optional
<b>XYZ Travel</b>	200 x 200 x 150 mm	
<b>XYZ Scale Resolution</b>	0.1 µm, with dual Z-axis scales standard	
<b>Drive System</b>	DC servo with 4-axis control (X,Y,Z, zoom); with multifunction handheld controller	
<b>Worktable</b>	Hardcoat anodized, with fixture holes, removable stage glass, 16 kg recommended max payload	
<b>Rotary Axis</b>		Miniature Servo Rotary (MSR), MicroTheta Rotary (MTR)
<b>Optics*</b>	AccuCentric® auto-compensating zoom with up to 25 calibrated positions, 1.0x lens	<b>Focus Grid Projector:</b> LED Source <b>Laser Adapter:</b> Allows for field retrofit of TTL Laser. Includes Laser Pointer <b>Replacement Lenses:</b> 2.5x, 5.0x <b>Laser Lenses:</b> 2.0x (Included with TTL Laser), 5.0x <b>Lens Attachments for 1.0x Lens:</b> 0.5x, 0.75x, 1.5x, 2.0x
<b>FOV Range</b>	8.0 mm x 6.0 mm (low zoom) to 0.90 mm x 0.68 mm (high zoom)	14.6 mm x 10.9 mm (1.0x lens, 0.5x attachment) to 0.19 mm x 0.14 mm (5.0x lens)
<b>Working Distance</b>	64 mm	Up to 97 mm (1.0x lens, 0.5x attachment)
<b>Illumination</b>	LED numerical aperture matching substage, LED coaxial TTL surface, 8 sector/8 ring SmartRing™ LED (white)	<ul style="list-style-type: none"> <li>Flexible SmartRing light for long working distance optical configurations</li> <li>Red or green SmartRing light</li> </ul>
<b>Camera</b>	Color digital metrology camera	
<b>Image Processing</b>	256 level grayscale processing with 10:1 subpixel resolution	
<b>Sensor Options**</b>		<b>Tactile:</b> TP20 or TP200 Touch Probe, SP25 Scanning Probe, Feather Probe™ <b>Non-Contact:</b> Through-the-Lens (TTL) Laser
<b>Controller</b>	Windows® based, with up-to-date processor and on board networking/communication ports	
<b>Controller Accessory Package</b>		24" flat panel, or dual 24" flat panel LCD monitors; keyboard, 3-button mouse (or user supplied)
<b>Software</b>	<ul style="list-style-type: none"> <li>Choice of ZONE3 Express or Measure-X metrology software</li> <li>QVI Portal</li> </ul>	<b>Metrology software:</b> ZONE3 Prime, ZONE3 Pro <b>Productivity software:</b> MeasureFit® Plus, SmartFit® 3D, SmartProfile®, E-SPC <b>Offline software:</b> ZONE3, Measure-X
<b>Power Requirements</b>	100-120 VAC or 200-240 VAC, 50/60 Hz, 1 phase, 600 W	
<b>Operating Environment, Safe Operation</b>	15-30 °C	
<b>Rated Environment</b>	Temperature 18-22 °C, stable to ±1 °C, max rate of change 1 °C / hour, max vertical gradient of 1 °C / meter; 30-80% humidity; vibration <0.001g below 15 Hz	
<b>XY Area Accuracy</b>	$E_2 = (2.0 + 6L/1000) \mu\text{m}$	
<b>Z Linear Accuracy</b>	$E_1 = (3.5 + 6L/1000) \mu\text{m}$	$E_1 = (2.5 + 6L/1000) \mu\text{m}$ (requires optional TTL Laser, or touch probe)

Accuracy is evaluated with a QVI verification procedure where "L" is measured length in millimeters. Specifications apply within the rated environment. Standard optical specifications apply at the maximum optical magnification of the standard configuration. XY Accuracy applies with an evenly distributed load up to 5 kg in the standard measuring plane. The standard measuring plane is defined as a plane that is within 25 mm of the worktable surface. Depending on load distribution, accuracy at maximum payload may be less than standard.

\*Lenses and lens attachments can be manually interchanged to change magnification and working distance. \*\*SP25 and Feather Probe only supported in ZONE3.



**Optical Gaging Products, a division of Quality Vision International**  
850 Hudson Avenue • Rochester, NY 14621 • USA  
Phone: (585) 544-0400 • (800) 647-4243 • Fax: (585) 544-8092  
info@ogpnet.com  
www.ogpnet.com