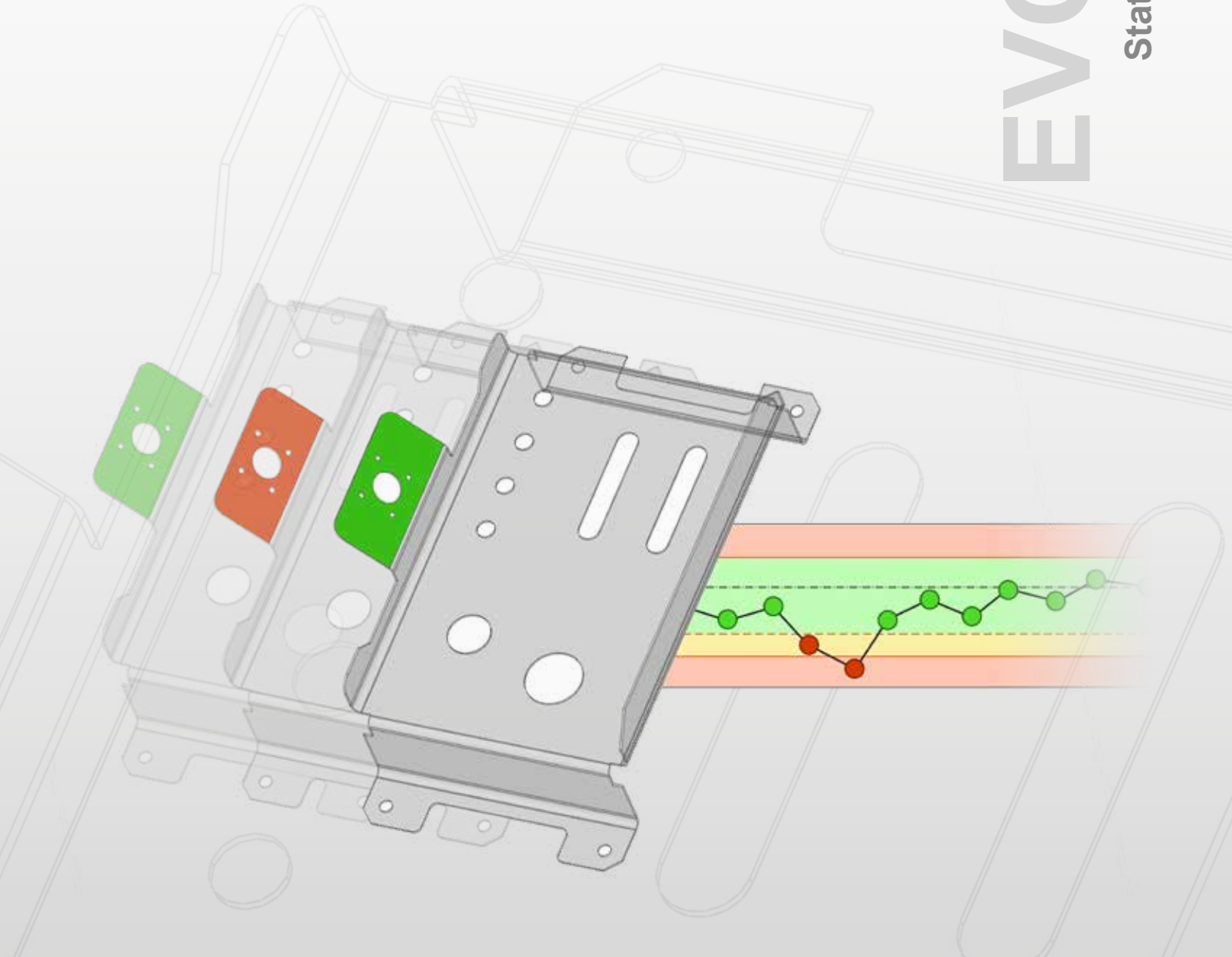




# EVOLVE SPC

Statistical Process Control Software



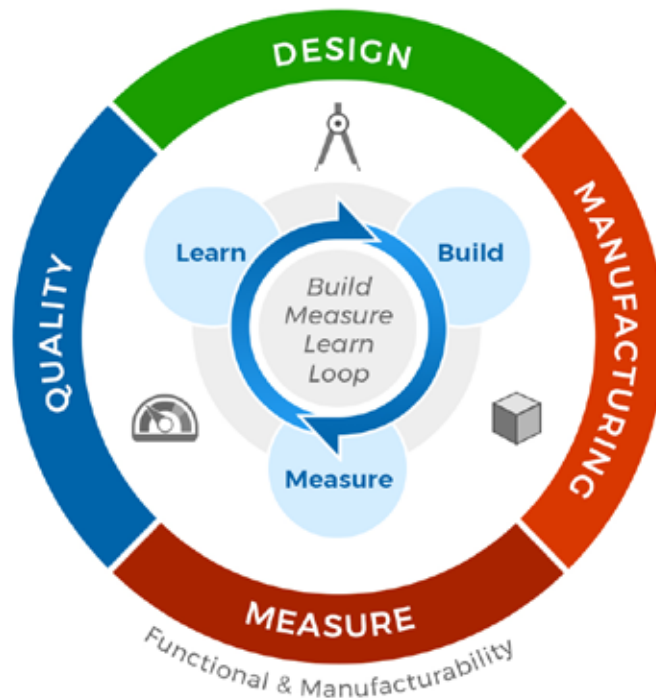


## EVOLVE SPC

OGP introduces EVOLVE SPC, a **full statistical process control** software that can be used as either a standalone product with existing measuring systems or integrated into compatible OGP software.

EVOLVE SPC information is visualized in the 3D CAD model as tables and graphs, making it easier to **see process variations by characteristic**.

Legacy measurement data can be converted to **model-based data** using a simple wizard.

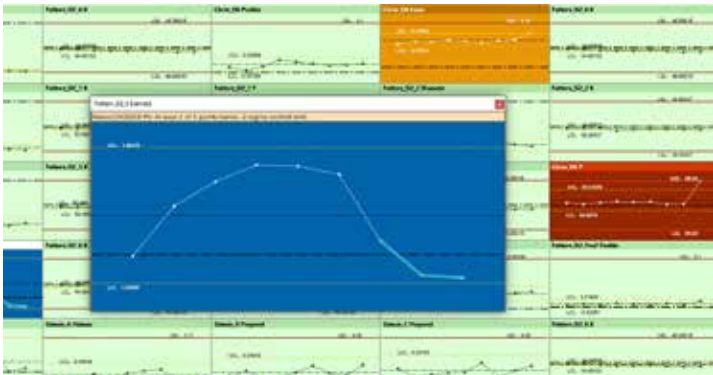
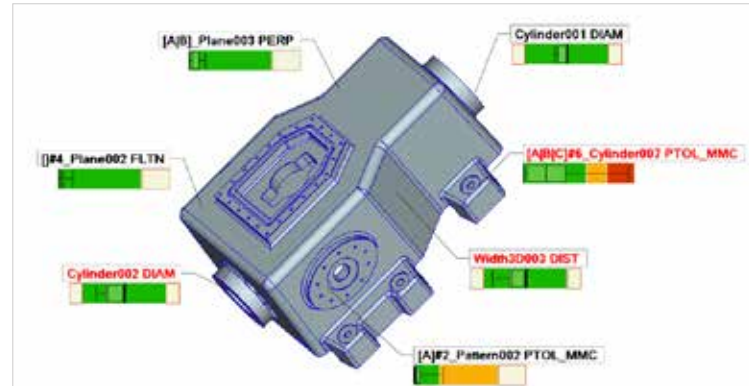


# Statistical Process Control

## 3D CAD Model Based

Statistical information is introduced in interactive charts and characteristics can be easily connected to the CAD model to be able to clearly identify them.

Analyse your data on I-MR, Xbar-R or Xbar-S charts or use one of our over twenty customizable charts.



## Real Time Process Control

Monitor one or more measuring devices, allowing real-time updates and tracking of the current manufacturing state.

Gives immediate visual feedback for the operator if any rule violation is detected.

## Basic and Advanced Reporting

Create and customize detailed PDF reports or take advantage of our one-click predefined Excel or Graphing PDF reports.

Build company report template for Excel for your company's statistical reporting.

A screenshot of a PDF report titled "PDF Report Functional report". The report displays statistical results for various dimensions. The table below shows the data extracted from the report.

Name	Results	Units	US	SI	Target	Average	Stamps	HI	Low	Std. dev	Skew	Value	Unit
Cylinder001 [A]B1_Cylinder001_PTOL_MMC	0.000	0.028			0.000	0.002	0.110	0.112	0.007	0.003	1.340		
Cylinder001 DIAM [A]B1C]P6_Cylinder007_PTOL_MMC	0.000	0.000			0.000	0.002	0.000	0.000	0.000	0.000	1.622		
Cylinder001 DIAM [A]B1C]P6_Cylinder007_PTOL_MMC	26.000	0.100	-0.150	25.000	26.000	0.844	24.960	24.954	0.016	0.121			
Cylinder002 DIAM [A]B1C]P6_Cylinder007_PTOL_MMC	0.000	0.100			0.000	0.011	0.004	0.004	0.000	0.000	1.750		
Cylinder002 DIAM [A]B1C]P6_Cylinder007_PTOL_MMC	16.000	0.080	-0.080	16.000	15.470	0.802	15.940	15.946	0.000	-0.301			
Cylinder003 DIAM [A]B1C]P6_Cylinder007_PTOL_MMC	0.000	0.100			0.000	0.026	0.100	0.100	0.000	0.000	0.881		
Cylinder003 DIAM [A]B1C]P6_Cylinder007_PTOL_MMC	2.000	0.020	-0.050	2.000	1.960	0.020	2.001	1.999	0.013	-0.217			

## EVOLVE SPC Benefits

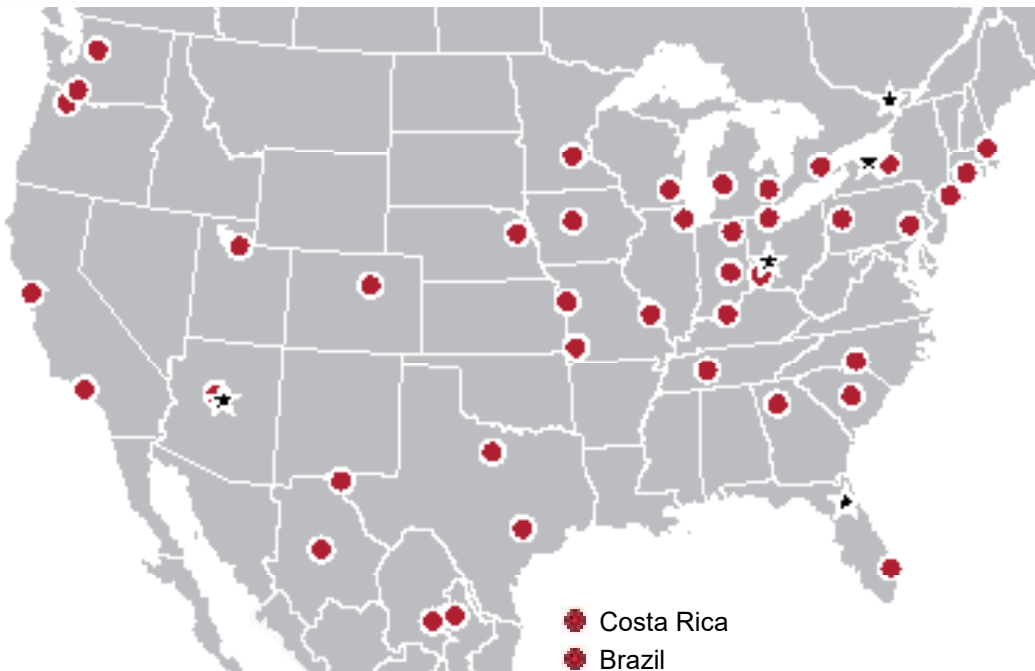
- Full database to support data trends and long-term analysis
- Visualize positional tolerances in 3D space
- Apply the suggested ReTolerance and ReTarget values to correct a process
- Perform a Gage R&R study
- Direct data and CAD model connection to ZONE3



# Global Sales & Support Offices



## North and South America



### Support Office Locations:

#### Americas

- Rochester, NY, USA
- Dayton, OH, USA
- Gainesville, FL, USA
- Tempe, AZ, USA
- Ottawa, Canada

#### Europe

- Budapest, Hungary
- Hofheim-Wallau, Germany
- Turin, Italy

#### Asia

- Beijing, Shanghai, Suzhou, Xi'an, China
- Bengaluru & Pune, India
- Singapore
- Tokyo, Japan

- ★ Support Offices
- Sales Representatives
- Agents

## Europe and Africa



- Israel
- South Africa

## Asia



- Australia
- Indonesia



Confidence. When Results Matter.™

Optical Gaging Products, a division of Quality Vision International

850 Hudson Avenue • Rochester, NY 14621 • USA

Phone: (585) 544-0400 • (800) 647-4243 • Fax: (585) 544-8092

info@ogpnet.com

www.ogpnet.com